


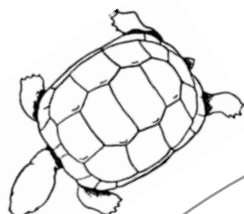
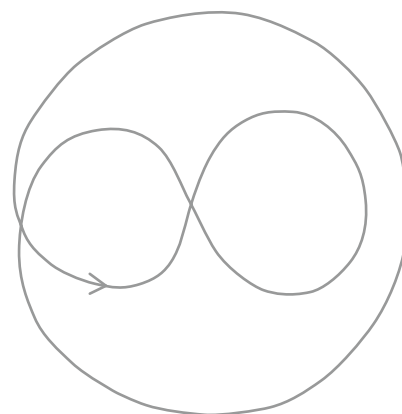
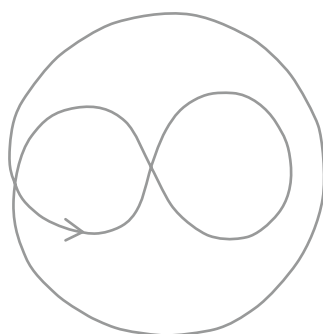

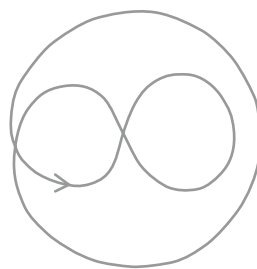
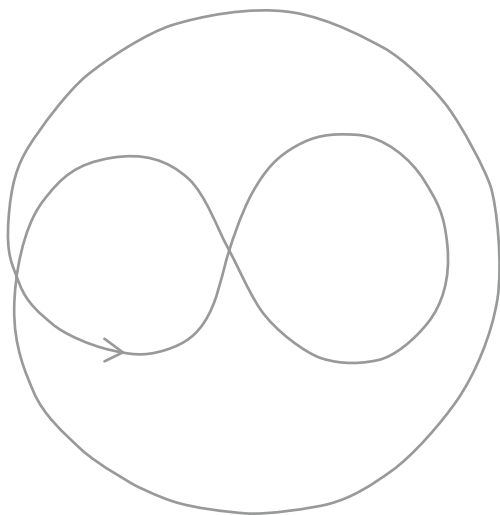
Blatt 22

This page is designed for practicing the letter 'S'. It features a central illustration of a turtle. To the left, a hand is shown holding a pencil. The page is filled with multiple rows of the letter 'S', each starting with a black dot and an arrow indicating the direction of the stroke. The 'S' shapes are arranged in a grid-like pattern across the page.

Blatt 21

This page is designed for practicing the letter 'S' through tracing. It features a central illustration of a shark. The page contains several large, hollow 'S' shapes, each with arrows indicating the direction of the stroke. These shapes are arranged in a grid-like pattern, intended for a child to trace over.

Blatt 28



Blatt 27

**Schlange Nr. 1
für linkshändige Kinder**

