

Basic grammatical terms

Task 1

Fill in an example of each grammatical term from the box below.

hungry the his must cup a / an and he badly with dance

| ENGLISH | GERMAN | EXAMPLE |
|-----------------------|-----------------------------|---------|
| 1. adjective | <i>Adjektiv</i> | _____ |
| 2. adverb | <i>Adverb</i> | _____ |
| 3. definite article | <i>bestimmter Artikel</i> | _____ |
| 4. indefinite article | <i>unbestimmter Artikel</i> | _____ |
| 5. conjunction | <i>Konjunktion</i> | _____ |
| 6. personal pronoun | <i>Personalpronomen</i> | _____ |
| 7. possessive pronoun | <i>Possessivpronomen</i> | _____ |
| 8. infinitive form | <i>Infinitiv</i> | _____ |
| 9. modal auxiliary | <i>modales Hilfsverb</i> | _____ |
| 10. noun | <i>Nomen</i> | _____ |
| 11. preposition | <i>Präposition</i> | _____ |

Task 2

Link the words in English (1–8) with the German translations (A–H).

- | | |
|---------------------------|---------------------------------|
| 1. (to) fill sth in | A) <i>beschreiben</i> |
| 2. task | B) <i>etw mit etw verbinden</i> |
| 3. (to) link sth with sth | C) <i>Übersetzung</i> |
| 4. missing | D) <i>etw ausfüllen</i> |
| 5. gap | E) <i>getan, ausgeführt</i> |
| 6. done | F) <i>Aufgabe</i> |
| 7. describe | G) <i>Lücke</i> |
| 8. translation | H) <i>fehlend</i> |



1 2 3 4 5 6 7 8

Station 2

Pronouns (1)

Name: _____

Pronomen sind Fürwörter. Sie stehen für (= *pro*) Hauptwörter (= *nomen*):
Tom likes Tina and Tina likes Tom. = He likes her and she likes him.
Tom and Tina like their teachers. = They like them. We like our teachers, too.

Task 1

Link the three types of pronouns. The first one is done for you.

PERSONAL PRONOUNS
(SUBJECT FORM)

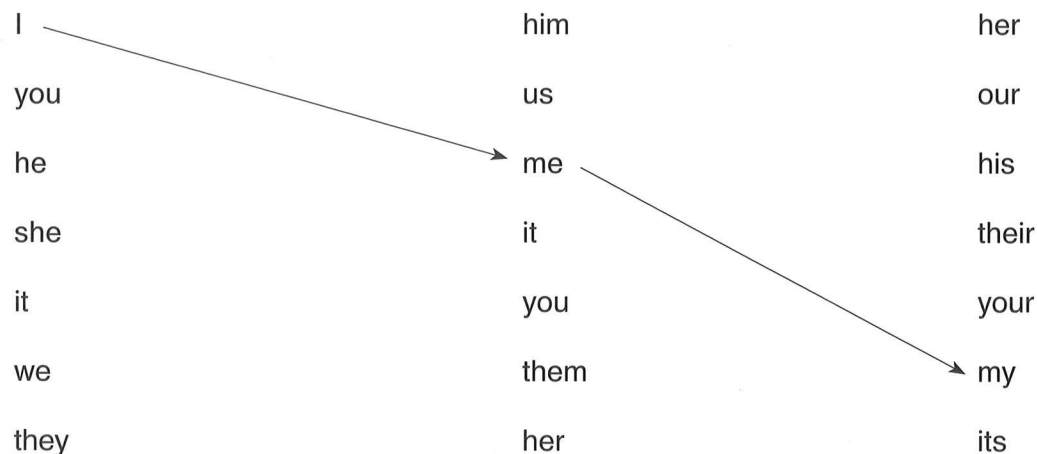
I
you
he
she
it
we
they

PERSONAL PRONOUNS
(OBJECT FORM)

him
us
me
it
you
them
her

POSSESSIVE PRONOUNS

her
our
his
their
your
my
its



Task 2

Fill in the missing pronouns from the box below.

We she My He they us
~~+~~ them him them they ~~my~~ her me she

I ¹ like everybody in my ² class and ³ all like ⁴, too. But Paul isn't so happy. ⁵ likes Emily, a girl in another class, but ⁶ doesn't like ⁷. Paul sends ⁸ notes, but Emily doesn't read ⁹. ¹⁰ family knows Emily's family because ¹¹ live near ¹². ¹³ call Emily the Ice Queen because ¹⁴ doesn't like other people and doesn't talk to ¹⁵. Emily only likes cats and horses.

R. Kleinschroth/P. Oldham: Englisch an Stationen SPEZIAL: Grammatik 5/6 © Auer Verlag – AAP Lehrfachverlage GmbH, Donauwörth

Station 3

Adjectives

Name: _____

Task 1 "Track 1"


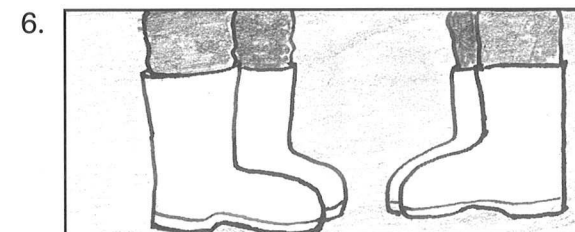

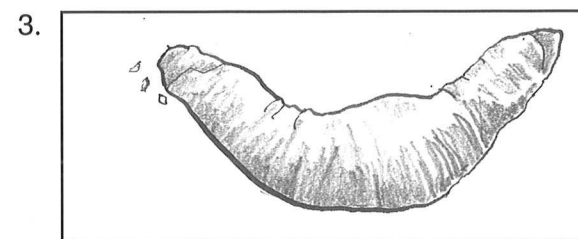

Listen to Ian talk about a class visit to a chocolate factory. Then describe the pictures below by choosing an adjective from one box and a noun from the other.

fresh friendly useful
 crispy (knusprig) giant (riesig)
 white yellow interesting

boots (Stiefel) hat and coat
 croissants ~~guide~~ brochures
 mixer video film orange juice



friendly guide



Task 2 "Track 1"

Listen to Ian again. Use the pictures above to write a report about the class visit.

R. Kleinschroth/P. Oldham: Englisch an Stationen SPEZIAL: Grammatik 5/6 © Auer Verlag – AAP Lehrfachverlage GmbH, Donauwörth