



## Video Workbook 1

Units 1 to 25 written by Katherine and Steve Bilsborough, Jo Cummins, Barbara Mackay, Teresa Payman, Susannah Reed, Jo Ross, Hayley Thomas  
Extras A to F written by Mario Oesterreicher and Hendrik Langner

### Contents

<b>Unit 1</b> Hello and goodbye.....2	<b>Unit 18</b> What's your favourite food?... 53
<b>Unit 2</b> What's your name?.....5	<b>Unit 19</b> Are you ready for school?..... 56
<b>Unit 3</b> The alphabet.....8	<b>Unit 20</b> Stand up..... 59
<b>Unit 4</b> The number rumba.....11	<b>Unit 21</b> The apple tree..... 62
<b>Unit 5</b> What colour is it?.....14	<b>Unit 22</b> Look at my garden..... 65
<b>Unit 6</b> Can you help me, please?..... 17	<b>Unit 23</b> Photo fun..... 68
<b>Unit 7</b> Toys, toys, toys..... 20	<b>Unit 24</b> She can sing..... 71
<b>Unit 8</b> Big and small.....23	<b>Unit 25</b> It's party time..... 74
<b>Unit 9</b> My family..... 26	<b>Extras - Overview</b> .....77
<b>Unit 10</b> Family and friends..... 29	<b>Extra A</b> Very special days of the year 78
<b>Unit 11</b> I love my pets.....32	<b>Extra B</b> Thanksgiving..... 80
<b>Unit 12</b> I love colours..... 35	<b>Extra C</b> Christmas..... 84
<b>Unit 13</b> Look at me..... 38	<b>Extra D</b> Great Britain and Ireland..... 88
<b>Unit 14</b> I'm happy today..... 41	<b>Extra E</b> Typical British breakfast..... 90
<b>Unit 15</b> It's a fashion show..... 44	<b>Extra F</b> Wortschatz-Know-how..... 92
<b>Unit 16</b> This is me..... 47	<b>Extra G</b> My little dictionary..... 96
<b>Unit 17</b> I like fruit..... 50	Impressum, Bildquellenverzeichnis..... 104




1 Watch the music video and tick  the popstars you see .

Watch the music video



1



2



3



4



5



2 Find and colour the matching picture .

1




2



3




4



Fast finishers Find and circle Ziggy.

How do you feel? Colour.





1 Read and circle. Say .

1	2	3	4
Hello!	Hi!	Hello!	Hello!
Goodbye!	Bye!	See you soon!	Goodbye!


2 Look and write .

Bye Goodbye Hello Hello Hi See you soon

1	2	3
He <u>l</u> l <u>o</u> !	H_!	H_____!
4	5	6
B___!	G_____!	S___ y___ s_____!

**Fast finishers** Draw 2 pictures of you: *Hello!* and *Goodbye!*

How do you feel? Colour.





1 Read and tick  the correct sentences .

How are you?

are How you?

thank you. great I'm

I'm great, thank you.

2 Look and write .

fine 😐 great 😊



How are you?

1 I'm great, thanks. 😊

2 I'm \_\_\_\_\_, thank you. 😐

3 I'm \_\_\_\_\_, thank you. 😐

4 I'm \_\_\_\_\_, thanks. 😊

**Fast finishers** Draw a friend and you. Write speech bubbles.

How do you feel? Colour.

